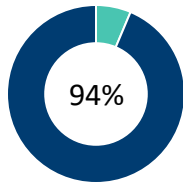


Program Overview (3 year average) - Trades & Technical Studies (Diploma and Certificate) Student Outcomes

Construction Estimating_6530_CERT

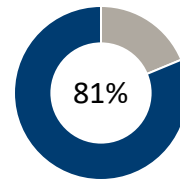
Employment Outcomes

Employment Rate



Those who responded were working and in labour force.

How useful was your program in getting your (main) job?
(obtained after studies)
rated very or somewhat useful



Survey Year

2021 2022 2023

Graduating Year

2020 2021 2022

Eligible Students	129
Respondents	66
Response Rate	51%

How long did it take you to find your program-related job?



Average hourly wage
of those in training related job
(main job)

\$37

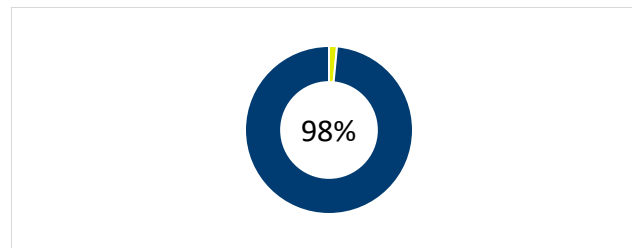
Education Outcomes

92%

of graduates were satisfied with their education

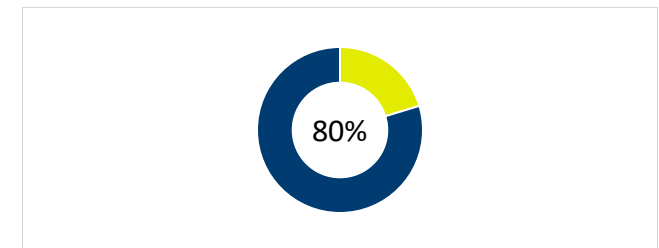
Aspects of Program

Quality of Instruction
rated very good, good, or adequate



Aspects of Courses

Covering topics relevant to field
rated very good or good



Please note results are from previous graduating years and are subject to industry and occupational trends.

When assessing a program, please consider researching other programs within the Post-Secondary Sector, reaching out to those within that industry and connecting with current students in the selected program.

NOTE: All percentages are rounded to whole numbers.



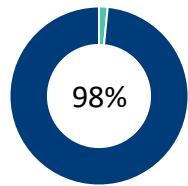
Program:
Construction Estimating_6530_CERT

Graduating Year		
2020	2021	2022

Eligible Students	129
Respondents	66
Response Rate	51%

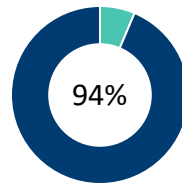
Employment Outcomes

In Labour Force



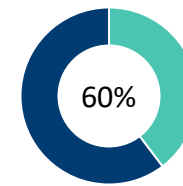
Those who responded were employed as well as looking and available for work at time of survey.

Employment Rate



Those who responded were working and in labour force.

Employed in training-related job



Those who responded were currently employed at a job or business at time of survey.

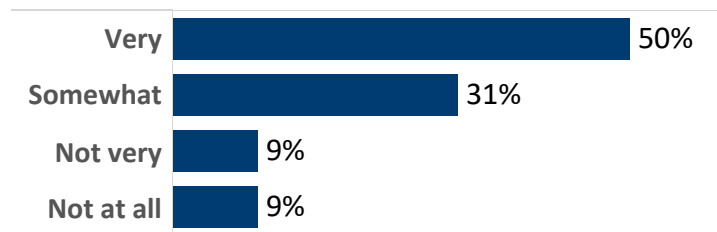
Average hourly wage of those in training related job (main job)

\$37

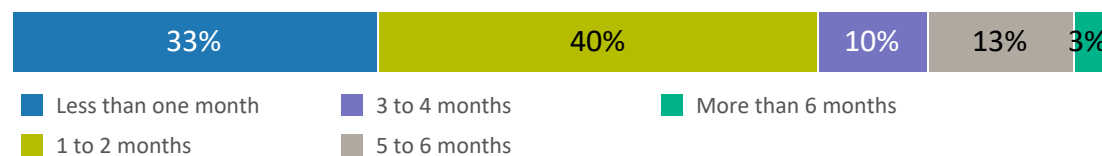
Of those employed (in labour force):



How useful was your program in getting your (main) job? (obtained after studies)



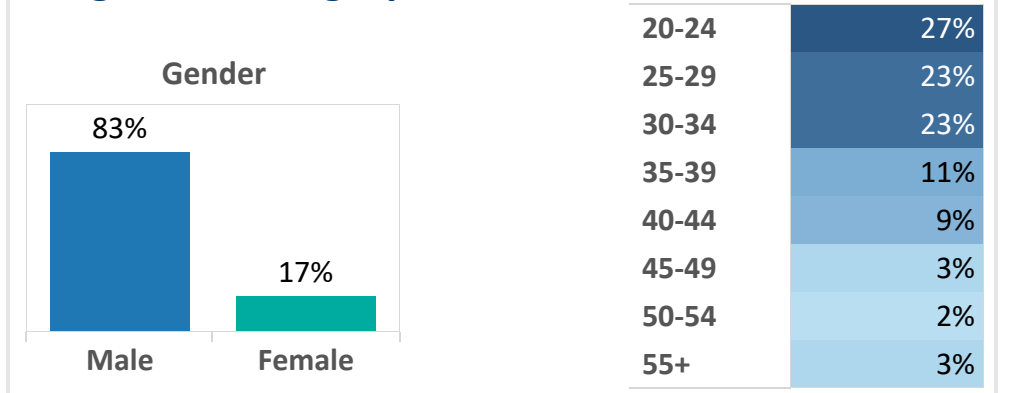
How long did it take you to find your program-related job?



Top 5 Jobs Obtained Related to Program

NOC 4	Occupation	% of those employed in program related jobs	Median hourly wage (main job)
2234	Construction estimators	54%	\$29
711	Construction managers	9%	\$64
7204	Contractors and supervisors, carpentry trades	6%	\$45
7271	Carpenters	6%	
7284	Plasterers, drywall installers and finishers and lathers	6%	\$26

Program Demographics



Please note results are from previous graduating years and are subject to industry and occupational trends.

When assessing a program, please consider researching other programs within the Post-Secondary Sector, reaching out to those within that industry and connecting with current students in the selected program.

NOTE: All percentages are rounded to whole numbers.



Program:
Construction Estimating_6530_CERT

Graduating Year

2020	2021	2022
------	------	------

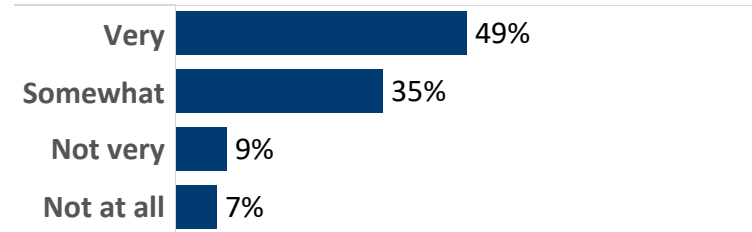
Eligible Students	129
Respondents	66
Response Rate	51%

Education Outcomes

92%

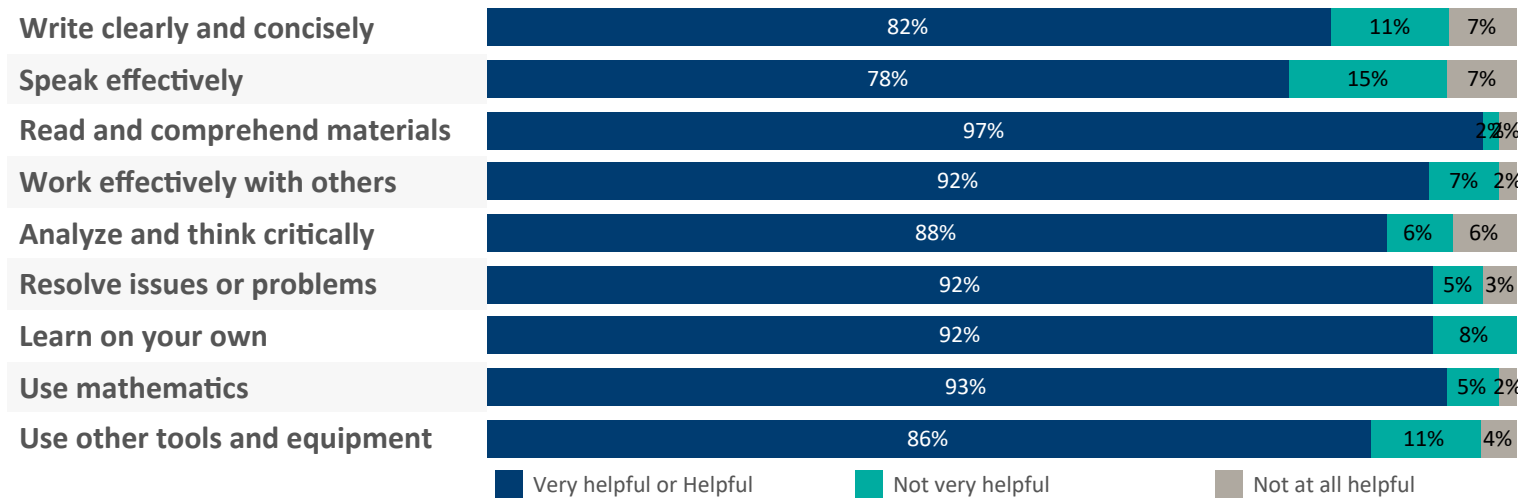
of graduates were very satisfied or satisfied with their education

How useful were the knowledge and skills you gained in your program in performing your (main) job?



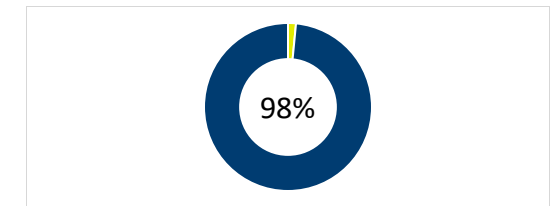
Skill Development

How well students were prepared for:



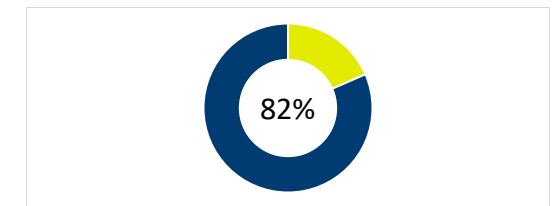
Aspects of Program

Quality of Instruction rated very good, good, or adequate



Aspects of Courses

Courses were up to date rated very good or good



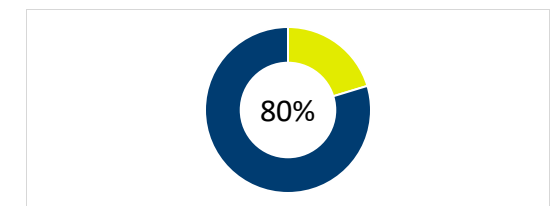
Aspects of Program

How did students rate:

In School Experiences	Very Good or Good	Adequate	Poor or Very Poor
Quality of Instruction	88%	11%	2%
Organization of program	80%	15%	5%
Amount of practical experience	70%	19%	11%
Textbooks and learning materials	68%	26%	6%
Quality of other tools and equipment	64%	29%	7%

Aspects of Courses

Covering topics relevant to field rated very good or good



Please note results are from previous graduating years and are subject to industry and occupational trends.

When assessing a program, please consider researching other programs within the Post-Secondary Sector, reaching out to those within that industry and connecting with current students in the selected program.

NOTE: All percentages are rounded to whole numbers.

Student Outcomes Reporting System (SORS)

This report was run by:

British Columbia Institute of Technology

This report was run on:

10/18/2023

This report shows data from:

Survey name: BC Trades Diploma and Certificate Student Outcomes Survey

Survey year(s): 2021, 2022, 2023

Results are from previous **graduating years 2020 - 2022** and are subject to industry and occupational trends

About the TRADES survey:

The TRADES survey is conducted annually from January to May, with funding from the ministry responsible for post-secondary education, Skills and Training, the Industry Training Authority (ITA), and B.C.'s public post-secondary institutions. The eligible cohort for the TRADES Survey consists of former students who completed trades foundation or trades-related vocational programs. The annual questionnaire is built on a set of core questions based on the major themes of the survey: employment outcomes, further education, ratings of programs, and student satisfaction. Please note the trades foundation and trades-related vocational students were previously surveyed through the DACSO survey. This report does not include apprenticeship, short certificate, baccalaureate, or developmental (Adult Basic Education, English as a Second Language, and Adult Special Education) programs.

Data Definitions:

Information provided through BC Student Outcomes

*** Please take caution when interpreting the results with a response count less than 30, as they may not be statistically valid.**

Eligible Students: Count of total graduates in program

Respondents: Former students who responded to the DACSO survey.

Response Rate: Percentage of survey respondents to all graduates surveyed.

Programs less than 8 respondents are excluded from Summary Outcomes individual program reports.

% In Labour Force: Respondents who were in the labour force. The labour force includes people who were employed as well as those who were looking and available for work at the time of the survey.

% Employment Rate: Those who were working in labour market.

% Employed in a Training-Related Job: Respondents that were currently employed in an occupation that was either "very" or "somewhat" related to their past training. (asked of employed respondents)

% Of those employed: (in labour force) Percent of respondents who were currently working in labour force full-time (30 hours or more per week), part-time (less than 30 hours per week), or unemployed and looking for work.

% How useful were the knowledge and skills you gained in your program in performing your main job: Percent of respondents who felt the knowledge and skills gained from their program were "very", "somewhat", "not very" or "not at all" useful in performing their job.

% How useful was your program in getting your (main) job: Percent of respondents who felt their program was "very", "somewhat", "not very" or "not at all" useful in getting their job.

Average hourly wage of those in training related job (main job): Mean (average) hourly wage of those in training related job (main full-time or part-time job).

% Satisfied with Education: Percent of respondents who felt "very", "satisfied", "dissatisfied" or "very dissatisfied" with education received.

% Are currently studying: Percent of respondents that they were currently studying on a full-time or part-time basis.

% Have taken further studies since leaving program: Percent of respondents have taken any further studies since the last course at their institution.

% How well were you prepared for further studies after completing program: Percent of respondents who felt their further studies were related to their program and felt that they were "very well", "somewhat", "not very" or "not at all" prepared for further study due to the program.

% How well students were prepared to: Respondents who felt skill development was applicable responded "very helpful", "helpful", "not very helpful" or "not at all helpful" to the skills listed.