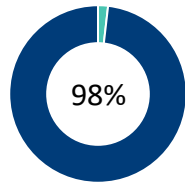


Program Overview (3 year average) - BCIT Apprenticeship Student Outcomes

Heavy Duty Equipment Technician Apprentice_4530_APPR

Employment Outcomes

Employment Rate



Those who responded were working in labour market.

Average hourly wage of those in training related job (main job)

\$42

Survey Year

2021 2022 2023

Last Level Completers

	2020	2021	2022
Eligible Students			140
Respondents			57
Response Rate			41%

How long did it take you to find a job in your trade after you finished your training?



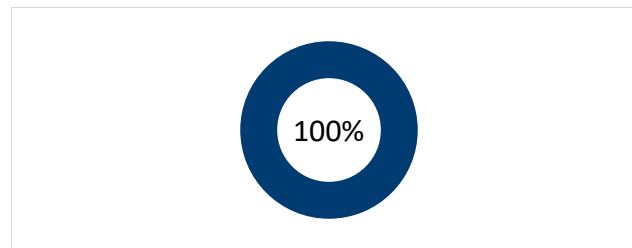
Education Outcomes

95%

of graduates were satisfied with their education

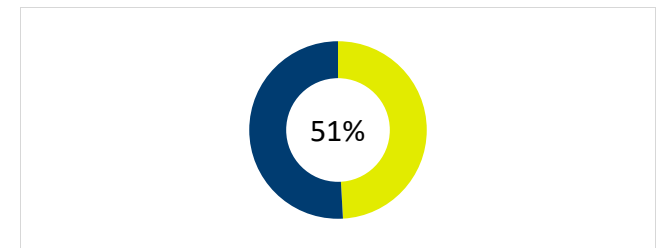
Aspects of Program

Quality of Instruction rated very good, good, or adequate



Aspects of Courses

Covering topics relevant to field rated very good or good



Please note results are from previous graduating years and are subject to industry and occupational trends.

When assessing a program, please consider researching other programs within the Post-Secondary Sector, reaching out to those within that industry and connecting with current students in the selected program.

NOTE: All percentages are rounded to whole numbers.

A Summary of Survey Results (3 year average) - Apprenticeship Student Outcomes

Survey Year
2021 2022 2023

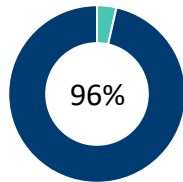
Program:
Heavy Duty Equipment Technician Apprentice_4530_APPR

Last Level Completers

2020	2021	2022
------	------	------

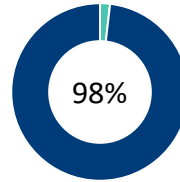
Employment Outcomes

In Labour Force



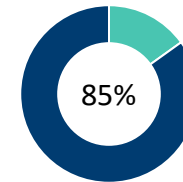
Those who responded were employed as well as looking and available for work at time of survey.

Employment Rate



Those who responded were working in labour market.

Employed in training-related job



Those who responded were currently employed at a job or business at time of survey.

Eligible Students	140
Respondents	57
Response Rate	41%

Of those employed (in labour force):



Top 5 Jobs Obtained Related to Program

NOC 4	Occupation	% of Those Employed in Training-Related Jobs	Median Hourly Wage
7312	Heavy-duty equipment mechanics	78%	\$41
XXXX	Unclassified occupations	11%	
7321	Automotive service technicians, truck and bus mechanics and mechanical repairers	7%	\$40
7371	Crane operators	2%	\$43
7384	Other trades and related occupations, n.e.c.	2%	\$47

How long did it take you to find a job in your trade after you finished your training?



Average hourly wage
of those in training related job
(main job)

\$42

Please note results are from previous graduating years and are subject to industry and occupational trends.

When assessing a program, please consider researching other programs within the Post-Secondary Sector, reaching out to those within that industry and connecting with current students in the selected program.

NOTE: All percentages are rounded to whole numbers.

A Summary of Survey Results (3 year average) - Apprenticeship Student Outcomes

Survey Year
2021 2022 2023

Program:
Heavy Duty Equipment Technician Apprentice_4530_APPR

Last Level Completers

2020	2021	2022
------	------	------

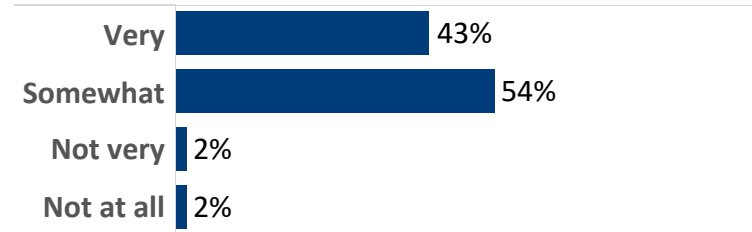
Eligible Students	140
Respondents	57
Response Rate	41%

Education Outcomes

95%

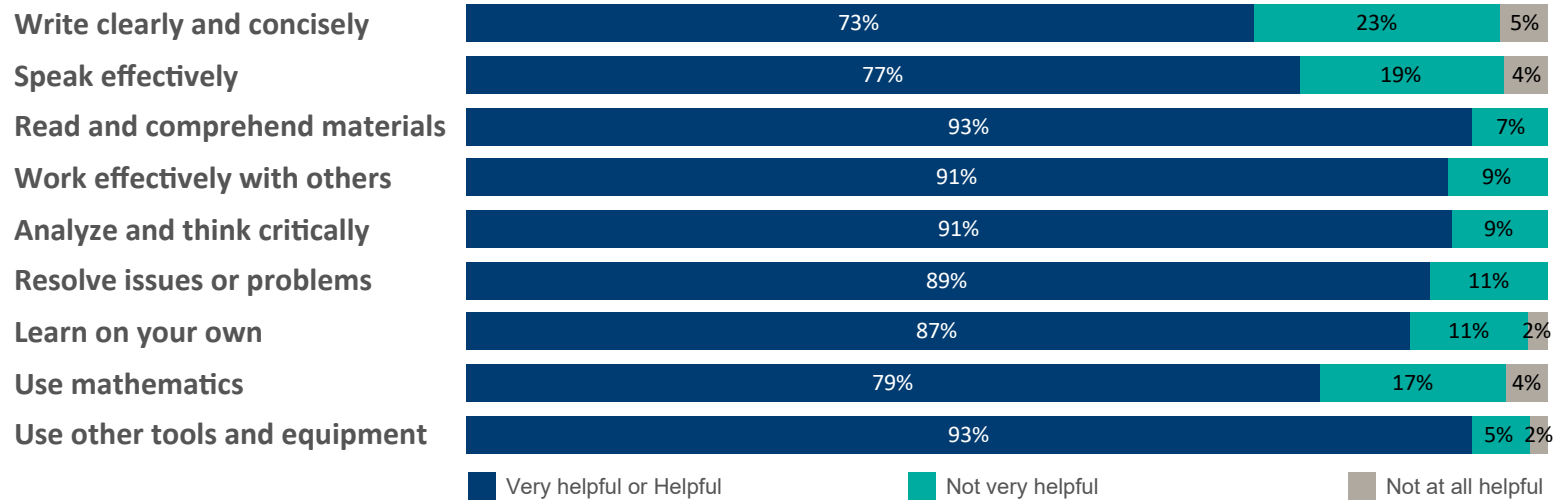
of graduates were satisfied with their education

How useful were the knowledge and skills you gained in your program in performing your (main) job?



Skill Development

How well students were prepared for:



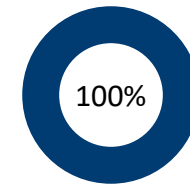
Aspects of Program

How did students rate:

In School Experiences	Very Good or Good	Adequate	Poor or Very Poor
Quality of instruction	81%	19%	0%
Organization of program	58%	26%	16%
Amount of practical experience	56%	23%	21%
Textbooks and learning materials	77%	18%	5%
Quality of other tools and equipment	88%	9%	4%

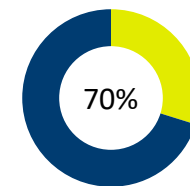
Aspects of Program

Quality of Instruction rated very good, good, or adequate



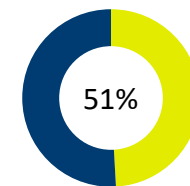
Aspects of Courses

Courses were up to date rated very good or good



Aspects of Courses

Covering topics relevant to field rated very good or good



Please note results are from previous graduating years and are subject to industry and occupational trends.

When assessing a program, please consider researching other programs within the Post-Secondary Sector, reaching out to those within that industry and connecting with current students in the selected program.

NOTE: All percentages are rounded to whole numbers.

A Summary of Survey Results (3 year average) - Apprenticeship Student Outcomes

Survey Year
2021 2022 2023

Program:

Heavy Duty Equipment Technician Apprentice_4530_APPR

Last Level Completers

2020	2021	2022
------	------	------

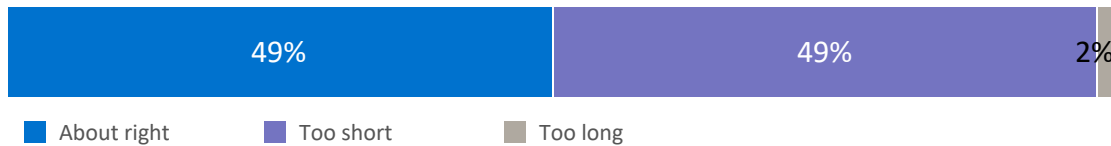
Eligible Students	140
Respondents	57
Response Rate	41%

In School Experience

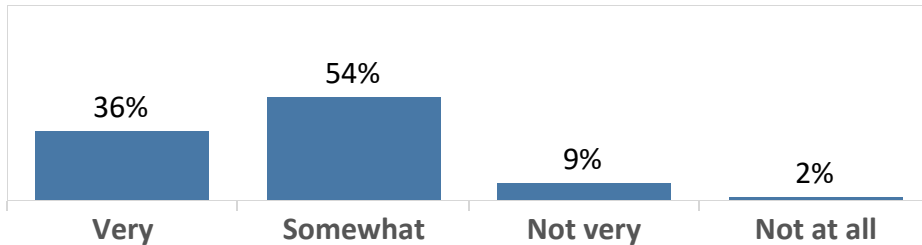
Of Respondents:
In School Experiences

Relocated to attend school	16%
Received Certificate of Qualification	86%

Was the length of your in-school training adequate to cover the material?



How useful have the knowledge and skills you gained from your program been in preparing you to write the TQ, CQ, or Interprovincial Red Seal certification examination?

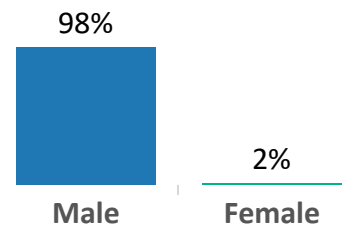


Program Demographics

Previous Education

In high school Apprentice program	21%
-----------------------------------	-----

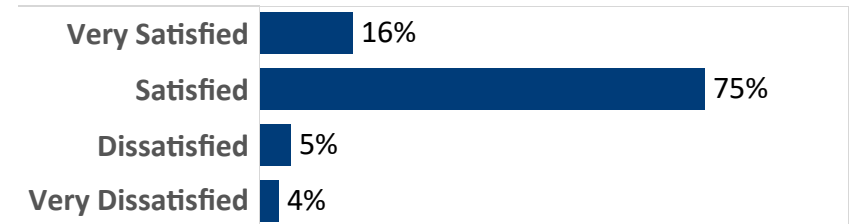
Gender



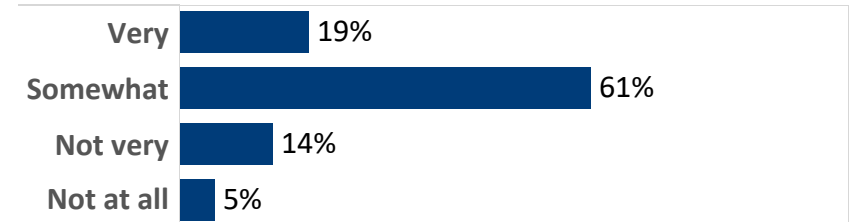
Age

20-24	14%
25-29	37%
30-34	26%
35-39	14%
40-44	5%
45-49	4%

How satisfied are you with the overall workplace training experience (excludes "Not applicable" responses)?



How related was your in-school training to your workplace experience (excludes "Not applicable" responses)?



Please note results are from previous graduating years and are subject to industry and occupational trends.

When assessing a program, please consider researching other programs within the Post-Secondary Sector, reaching out to those within that industry and connecting with current students in the selected program.

NOTE: All percentages are rounded to whole numbers.

Student Outcomes Reporting System (SORS)

This report was run by:

British Columbia Institute of Technology

This report was run on:

10/18/2023

This report shows data from:

Survey name: BC Apprenticeship Student Outcomes Survey (APPSO)

Survey year(s): 2021, 2022, 2023

Results are from previous years **2020 - 2022 last level completers** and are subject to industry and occupational trends

About the APPSO survey:

*The TRADES Student Outcomes data release replaces the previous data release for the Apprenticeship Student Outcomes Survey; this survey is conducted annually from January to May. The eligible cohort for the APPSO survey consists of former apprenticeship students who have completed the final level of their technical training, with funding from the ministry responsible for post-secondary education, Skills and Training, the Industry Training Authority (ITA), and B.C.'s public post-secondary institutions. This workbook includes results from B.C.'s public and private apprenticeship training institutions. Please note this report does not include diploma, associate degree, certificate, baccalaureate, or developmental (Adult Basic Education, English as a Second Language, and Adult Special Education) programs.

Data Definitions:

Information provided through BC Student Outcomes

*** Please take caution when interpreting the results with a response rate less than 30 may not be statistically be valid.**

Eligible Students: Count of total apprentice completers in programs

Respondents: Former students who responded to the APPSO survey.

Response Rate: Survey completion rate of program

Programs less than 8 respondents are excluded from Summary Outcomes individual program reports.

% In labour force: Respondents in labour force, includes people who were employed as well as those who were looking and available for work at the time of the survey.

% Employment Rate: Those who were working in labour market.

% Employed in a training-related job: Respondents that were currently employed in an occupation that was either "very" or "somewhat" related to their past training. (asked of employed respondents)

% Of those employed (in labour force): Percent of respondents who were currently working in labour force full-time (30 hours or more per week), part-time (less than 30 hours per week).

Previous education related to apprenticeship training: Those respondents who took high school apprentice programs.

% How useful have the knowledge and skills you gained from your program at your Institute been in performing your job: Percent of respondents who were currently employed in an occupation and felt the knowledge and skills gained from their program were "very", "somewhat", "not very" or "not at all" useful.

Average hourly wage of those in training related job (main job): Mean (average) hourly wage of those in training related job (main full-time or part-time job).

Jobs Obtained Related to Program: Based on NOC 4 digit code – the National Occupation Classification (NOC) is a systematic taxonomy of occupations in the Canadian labour market. The percentage employed is the number employed in training-related occupation out of all employed respondents broken out by NOC title. Relatedness is self-declared by the respondent.

% Satisfied with Education: Percent of respondents who felt "very", "satisfied", "dissatisfied" or "very dissatisfied" with education received.

% Satisfied with overall workplace training experience: Percent of respondents who were employed as an apprentice or had a work placement outside of their institution felt "very", "satisfied", "dissatisfied" or "very dissatisfied" with overall workplace training experience.

How related was your in-school training to your workplace experience? Asked of respondents who were employed as an apprentice or had a work placement outside of their institution.

% How useful have the knowledge and skills you gained from your program been in preparing you to write the TQ, CQ, or Interprovincial Red Seal certification examination? Percent of respondents who felt the knowledge and skills gained were "very", "somewhat", "not very" or "not at all" useful.

How long did it take you to find a job in your trade after you finished your training: Asked of respondents who did not have a job to go back to after their training, took "less than one month", "1 to 2 months", "3 to 4 months", "5 to 6 months", or "more than 6 months".