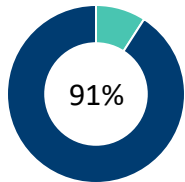


# Program Overview (3 year average) - Trades & Technical Studies (Diploma and Certificate) Student Outcomes

## Airline & Flight Operations -Commercial Pilot\_1135\_DIPMA

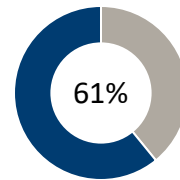
### Employment Outcomes

Employment Rate



Those who responded were working and in labour force.

How useful was your program in getting your (main) job?  
(obtained after studies)  
rated very or somewhat useful



Survey Year


2021 2022 2023

Graduating Year

2020 2021 2022

Eligible Students	48
Respondents	33
Response Rate	69%

How long did it take you to find your program-related job?



Average hourly wage  
of those in training related job  
(main job)

\$20

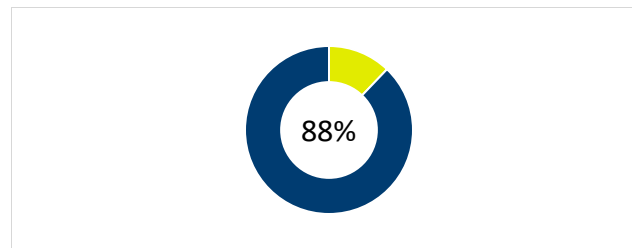
### Education Outcomes

85%

of graduates were satisfied  
with their education

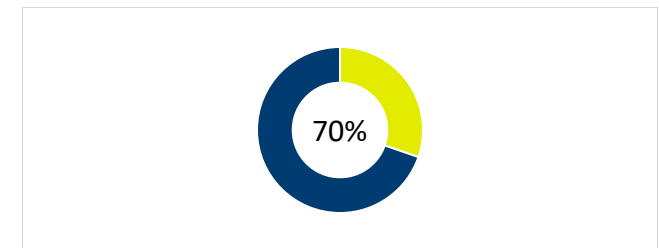
Aspects of Program

Quality of Instruction  
rated very good, good, or adequate



Aspects of Courses

Covering topics relevant to field  
rated very good or good



Please note results are from previous graduating years and are subject to industry and occupational trends.

When assessing a program, please consider researching other programs within the Post-Secondary Sector, reaching out to those within that industry and connecting with current students in the selected program.

NOTE: All percentages are rounded to whole numbers.



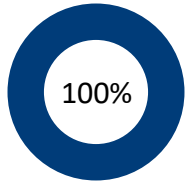
Program:  
Airline & Flight Operations -Commercial Pilot\_1135\_DIPMA

Graduating Year		
2020	2021	2022

Eligible Students	48
Respondents	33
Response Rate	69%

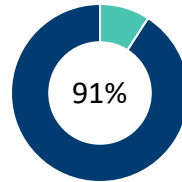
## Employment Outcomes

In Labour Force



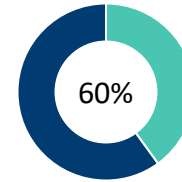
Those who responded were employed as well as looking and available for work at time of survey.

Employment Rate



Those who responded were working and in labour force.

Employed in training-related job

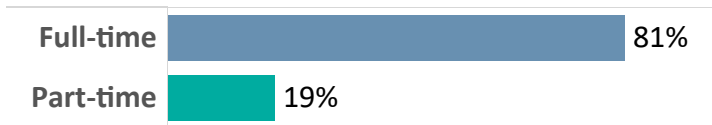


Those who responded were currently employed at a job or business at time of survey.

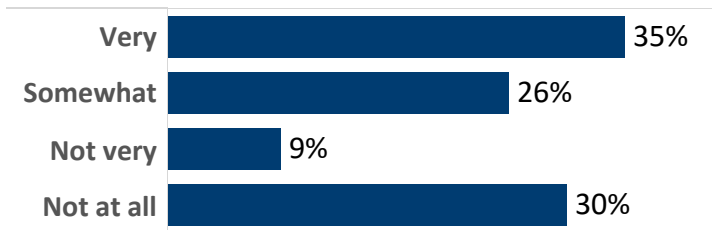
Average hourly wage of those in training related job (main job)

**\$20**

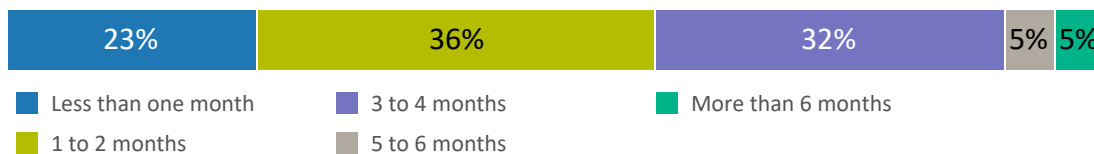
Of those employed (in labour force):



How useful was your program in getting your (main) job? (obtained after studies)



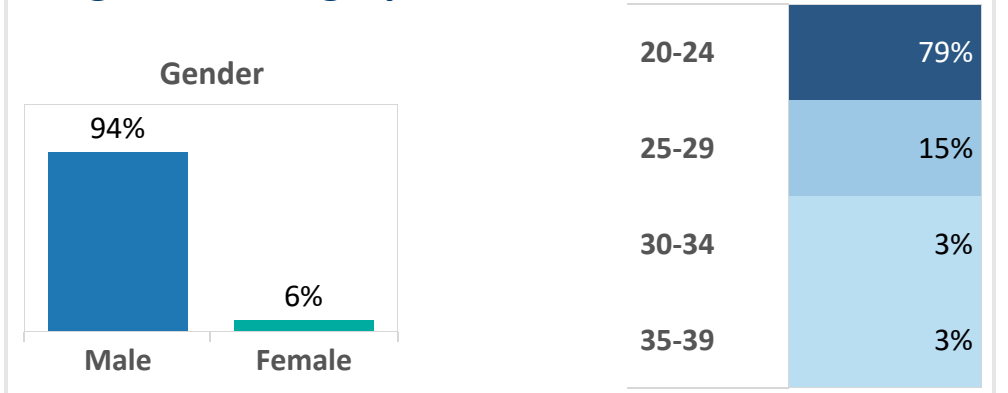
How long did it take you to find your program-related job?



## Top 5 Jobs Obtained Related to Program

NOC 4	Occupation	% of those employed in program related jobs	Median hourly wage (main job)
2271	Air pilots, flight engineers and flying instructors	78%	\$18
7534	Air transport ramp attendants	22%	\$18

## Program Demographics



Please note results are from previous graduating years and are subject to industry and occupational trends.

When assessing a program, please consider researching other programs within the Post-Secondary Sector, reaching out to those within that industry and connecting with current students in the selected program.

NOTE: All percentages are rounded to whole numbers.



Program:  
Airline & Flight Operations -Commercial Pilot\_1135\_DIPMA

Graduating Year		
2020	2021	2022

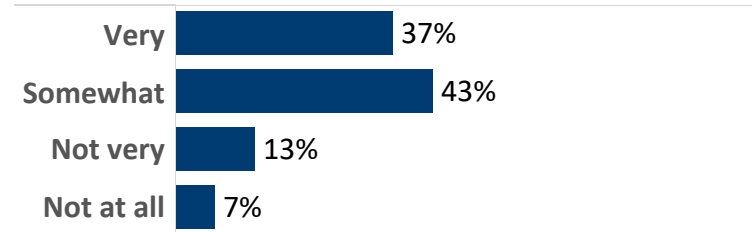
Eligible Students	48
Respondents	33
Response Rate	69%

## Education Outcomes

85%

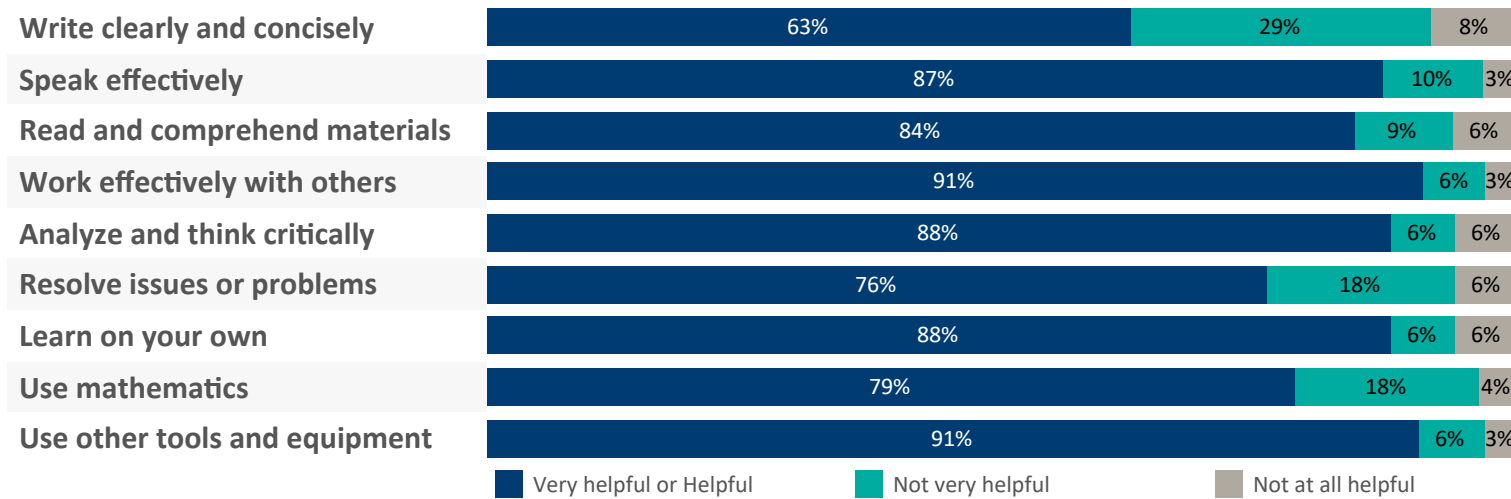
of graduates were very satisfied or satisfied with their education

How useful were the knowledge and skills you gained in your program in performing your (main) job?



### Skill Development

How well students were prepared for:



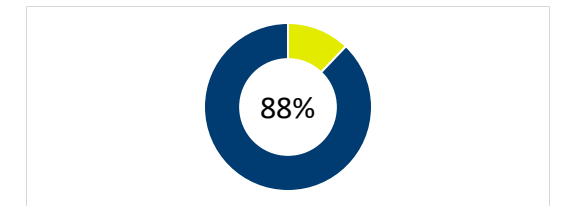
### Aspects of Program

How did students rate:

In School Experiences	Very Good or Good	Adequate	Poor or Very Poor
Quality of Instruction	52%	36%	12%
Organization of program	24%	30%	45%
Amount of practical experience	76%	15%	9%
Textbooks and learning materials	39%	45%	15%
Quality of other tools and equipment	64%	30%	6%

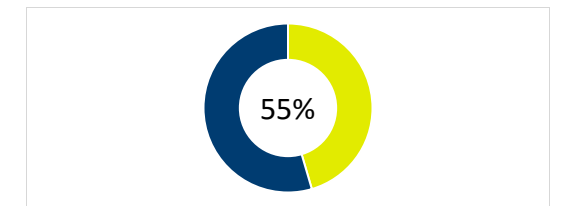
### Aspects of Program

Quality of Instruction rated very good, good, or adequate



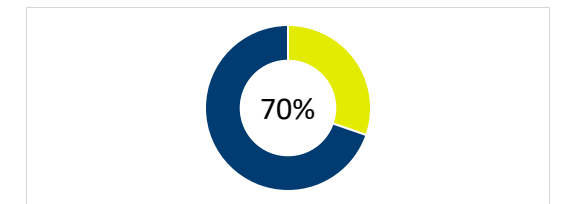
### Aspects of Courses

Courses were up to date rated very good or good



### Aspects of Courses

Covering topics relevant to field rated very good or good



Please note results are from previous graduating years and are subject to industry and occupational trends.

When assessing a program, please consider researching other programs within the Post-Secondary Sector, reaching out to those within that industry and connecting with current students in the selected program.

NOTE: All percentages are rounded to whole numbers.

## Student Outcomes Reporting System (SORS)

### This report was run by:

British Columbia Institute of Technology

### This report was run on:

10/18/2023

### This report shows data from:

Survey name: BC Trades Diploma and Certificate Student Outcomes Survey

Survey year(s): 2021, 2022, 2023

Results are from previous **graduating years 2020 - 2022** and are subject to industry and occupational trends

### About the TRADES survey:

The TRADES survey is conducted annually from January to May, with funding from the ministry responsible for post-secondary education, Skills and Training, the Industry Training Authority (ITA), and B.C.'s public post-secondary institutions. The eligible cohort for the TRADES Survey consists of former students who completed trades foundation or trades-related vocational programs. The annual questionnaire is built on a set of core questions based on the major themes of the survey: employment outcomes, further education, ratings of programs, and student satisfaction. Please note the trades foundation and trades-related vocational students were previously surveyed through the DACSO survey. This report does not include apprenticeship, short certificate, baccalaureate, or developmental (Adult Basic Education, English as a Second Language, and Adult Special Education) programs.

### Data Definitions:

Information provided through BC Student Outcomes

**\* Please take caution when interpreting the results with a response count less than 30, as they may not be statistically valid.**

**Eligible Students:** Count of total graduates in program

**Respondents:** Former students who responded to the DACSO survey.

**Response Rate:** Percentage of survey respondents to all graduates surveyed.

**Programs less than 8 respondents are excluded from Summary Outcomes individual program reports.**

**% In Labour Force:** Respondents who were in the labour force. The labour force includes people who were employed as well as those who were looking and available for work at the time of the survey.

**% Employment Rate:** Those who were working in labour market.

**% Employed in a Training-Related Job:** Respondents that were currently employed in an occupation that was either "very" or "somewhat" related to their past training. (asked of employed respondents)

**% Of those employed: (in labour force)** Percent of respondents who were currently working in labour force full-time (30 hours or more per week), part-time (less than 30 hours per week), or unemployed and looking for work.

**% How useful were the knowledge and skills you gained in your program in performing your main job:** Percent of respondents who felt the knowledge and skills gained from their program were "very", "somewhat", "not very" or "not at all" useful in performing their job.

**% How useful was your program in getting your (main) job:** Percent of respondents who felt their program was "very", "somewhat", "not very" or "not at all" useful in getting their job.

**Average hourly wage of those in training related job (main job):** Mean (average) hourly wage of those in training related job (main full-time or part-time job).

**% Satisfied with Education:** Percent of respondents who felt "very", "satisfied", "dissatisfied" or "very dissatisfied" with education received.

**% Are currently studying:** Percent of respondents that they were currently studying on a full-time or part-time basis.

**% Have taken further studies since leaving program:** Percent of respondents have taken any further studies since the last course at their institution.

**% How well were you prepared for further studies after completing program:** Percent of respondents who felt their further studies were related to their program and felt that they were "very well", "somewhat", "not very" or "not at all" prepared for further study due to the program.

**% How well students were prepared to:** Respondents who felt skill development was applicable responded "very helpful", "helpful", "not very helpful" or "not at all helpful" to the skills listed.